

REPUBLIC OF THE PHILIPPINES
PROVINCE OF DAVAO DE ORO
OFFICE OF THE GOVERNOR

BIDS AND AWARDS COMMITTEE

Cel #: 0962-241-8964/0946-470-6261



BAGONG PILIPINAS

SUPPLEMENTAL/BID BULLETIN

Please be informed that during the Pre-Bid Conference held on November 14, 2025, revisions were made to the Technical Specifications, and Terms and Conditions for the procurement of **X-ray Machine with Digital Radiography with Bid Number B-25-0183 REBID** under **Purchase Request Number 25-4106**.

FROM		TO	
Item No.	Item Description	Item No.	Item Description
1	<p>X-Ray Machine with Digital Radiography</p> <p>X-Ray Machine with digital Radiography</p> <p>TECHNICAL SPECIFICATION;</p> <p>A. X-Ray Generator: High frequency Inverter system Radiography: Maximum tube voltage kvp:150kv; Tube current at least 500mA or higher Output power minimum of 40 kw or higher the generator has incorporate the Automatic exposure Control (AEC) APR: at least 432 anatomical programs power Input: 220-240V, 60Hz, three-phase</p> <p>B. X-Ray Tube Stand System Anode: Rotating: Dual-focus Heat storage capacity: at least 300,000 HU or higher or inherent or permanent filtrartion: 1.5mm Al equivalent with vertical column tube support that allow the tube arm to move or travel in the following direction: longitudinal along the patient table, lateral travel across the table, vertical movement for tube height adjustment, tube angulation around horizontal axis to allow examination in upright position of patient in the vertical cassette stand tube rotation along vertical axis up to +/- 180 degrees All X-ray tube mevements shall be secured by magnetic locks with push-button switch floor-mounted tube support or equivalent</p> <p>C. Collimation System Manually-controlled multi-leaf collimator or equivalent with field lamp and automatic shutt-off timer has a rectangular light field with cross hair</p>	1	<p>X-Ray Machine with Digital Radiography</p> <p>TECHNICAL SPECIFICATION:</p> <p>A. X-Ray Generator: High frequency Inverter system Radiography: Maximum tube voltage kvp:150kv; Tube current at least 500mA or higher Output power minimum of 40 kw or higher the generator has incorporate the Automatic exposure Control (AEC) APR: at least 432 anatomical programs power Input: 220-240V, 60Hz, three-phase</p> <p>B. X-Ray Tube Stand System Anode: Rotating: Dual-focus Heat storage capacity: at least 300,000 HU or higher or inherent or permanent filtrartion: 1.2mm Al equivalent with vertical column tube support that allow the tube arm to move or travel in the following direction: longitudinal along the patient table, lateral travel across the table, vertical movement for tube height adjustment, tube angulation around horizontal axis to allow examination in upright position of patient in the vertical cassette stand tube rotation along vertical axis up to +/- 180 degrees All X-ray tube movements shall be secured by magnetic locks with push-button switch floor-mounted tube support or equivalent</p> <p>C. Collimation System Manually-controlled multi-leaf collimator or equivalent with field lamp and automatic shut-off timer has a rectangular light field with cross hair markings and lamp/timer feature swivel</p>



11/17/2025

Bid and Awards Committee Secretariat, 3rd floor, Executive Building, Provincial Capitol Complex, Cabidanan, Nabunturan, Davao de Oro



BAC@davaodeoro.gov.ph



REPUBLIC OF THE PHILIPPINES
PROVINCE OF DAVAO DE ORO
OFFICE OF THE GOVERNOR

BIDS AND AWARDS COMMITTEE

Cel #: 0962-241-8964/0946-470-6261



BAGONG PILIPINAS

markings and lamp/timer feature swivel mount allowing 360 degrees rotation with source to image (SID) scales or indication with cross hair centering and pre-indication of field sizes at certain source to image distance (SID with CU or AL Filters)

D. Control console with technique selector and digital meter display for KV MA and or mAs, exposure time Microprocessor controlled with anatomical programming function keys provision of audible or visible indication of the x-ray exposure provision of overload protection system provision of hand switch for control of radiographic exposure

E. X-Ray table floating table -top with dimensions of at least 2200 mm to 2350mm, 4 way type distance between table-top and floor-640 mm-700 mm table moving distance (Longitudinal at least + 500 mm and lateral at least + 125 mm) Bucky device moving distance at least 300 mm or higher bucky grid: 10:1;40 lines/cm; Fo=100cm Al cassette size applicable to the bucky device is 17 x 17 maximum to 6.5 x 8.5 minimum load capacity: 200 kg to 220kg

F. Vertical Cassette Holder type: Manual by handle or better

G. Flat Panel Detector Provision of one (1) unit + extra battery of 14" x 17 wireless flat panel detector with additional one battery that made up of cesium iodide as its capture element or scintillator plus extra battery active pixel dimensions of the flat panel detector not more than 125 um pixel pitch and have a minimum spatial resolution of 3.5 line pairs/mm.: the quantum detection efficiency (QDE) should be more than 65% at Zero Line Pair the cassette's or detector's provided shall be appropriate for examinations involving newborn, pediatrics and large adult patients. Provided with detachable battery and battery charger. It must fit into standard bucky trays and the wireless capability make it also ideal for table top use


mount allowing **180 degrees** rotation with source to image (SID) scales or indication with cross hair centering and pre-indication of field sizes at certain source to image distance (SID with CU or AL Filters)

D. Control console with technique selector and digital meter display for KV MA and or mAs, exposure time Microprocessor controlled with anatomical programming function keys provision of audible or visible indication of the x-ray exposure provision of overload protection system provision of hand switch for control of radiographic exposure

E. X-Ray table floating table -top with dimensions **ranges from 2000mm to 2500mm**, 4 way type distance between table-top and floor-640 mm-700 mm table moving distance (Longitudinal at least + 500 mm and lateral at least + 125 mm) Bucky device moving distance at least 300 mm or higher bucky grid: 10:1;40 lines/cm; Fo=100cm **Automated Information (AI)** cassette size applicable to the bucky device is 17 x 17 maximum to 6.5 x 8.5 minimum load capacity: 200 kg to 220kg

F. Vertical Cassette Holder type: Manual by handle or better

G. Flat Panel Detector Provision of one (1) unit + extra battery of **17" x 17 wireless flat panel detector** with additional one battery that made up of cesium iodide as its capture element or scintillator plus extra battery active pixel dimensions of the flat panel detector **not less than 125 um pixel pitch** and have a minimum spatial resolution of **4.5 line pairs/mm.:** the quantum detection efficiency (QDE) should be more than 65% at Zero Line Pair the cassette's or detector's provided shall be appropriate for examinations involving newborn, pediatrics and large adult patients. Provided with detachable battery and battery charger. It must fit into standard bucky trays and the wireless capability make it also ideal for table top use



11/17/2025

Bid and Awards Committee Secretariat, 3rd floor, Executive Building, Provincial Capitol Complex, Cabidanan, Nabunturan, Davao de Oro



BAC@davaodeoro.gov.ph



REPUBLIC OF THE PHILIPPINES
PROVINCE OF DAVAO DE ORO
OFFICE OF THE GOVERNOR

BIDS AND AWARDS COMMITTEE

Cel #: 0962-241-8964/0946-470-6261



BAGONG PILIPINAS

H. Image Processing and viewing station. The processing station must have 12 GB RAM, intel core i7 six generation, at least 2 TB HDD and 21 inch or higher High-Definition LED monitor, Medical Grade (2 MP) for working stations and viewing stations) Licensed Operating System, Windows 10 professional, 64 bit include worklists.

The Processing station must be provided with appropriate two (2) units Uninterrupted Power Supply (UPS) compatible with the computer working station and viewing station and one (1) unit Computer Printer with scanner provision of one hard drive 2 TB for storage back up processing server capable of identification of patient demo graphics to the acquired images. The server and or ID station must be DMWL (DICOM modality worklist) compliant to access patient and study data from HIS or RIS it should provide display of acquired images with greater details of demographics viz. patient/ study listing for easy access capable in sorting of patient image based on name, date and exam. Can allow correcting typo graphical inpatient demographic module, in case RIS connection was down and manual data entry was done

The server must provide full amount of post processing features viz geometric corrections, window level algorithms, annotation like markers, predefined text, drawing lines and geometrical shapes, multi-scale image processing, measuring distance and angles, shuttering, histograms, zoom, grey scale reversal edge enhancement, noise reduction, indication of gray scale saturation level, latitude reduction. should be able to send DICOM images to DICOM workstation or PACS without loss of information should store images in the local disk for predefined period and can be able to store image on external device such as DVD or USB flash drive or equivalent. The system should have ready DICOM interface and networking capability with RIS/HIS/PACS.

H. Image Processing and viewing station. The processing station must have 12 GB RAM, intel core i7 six generation, at least 2 TB HDD and 21 inch or higher High-Definition LED monitor, Medical Grade (2 MP) for working stations and viewing stations) Licensed Operating System, Windows 10 professional, 64 bit include worklists.


The Processing station must be provided with appropriate two (2) units Uninterrupted Power Supply (UPS) compatible with the computer working station and viewing station and one (1) unit Computer Printer with scanner provision of one hard drive 2 TB for storage back up processing server capable of identification of patient demo graphics to the acquired images. The server and or ID station must be DMWL (DICOM modality worklist) compliant to access patient and study data from HIS or RIS it should provide display of acquired images with greater details of demographics viz. patient/ study listing for easy access capable in sorting of patient image based on name, date and exam. Can allow correcting typo graphical inpatient demographic module, in case RIS connection was down and manual data entry was done

The server must provide full amount of post processing features viz geometric corrections, window level algorithms, annotation like markers, predefined text, drawing lines and geometrical shapes, multi-scale image processing, measuring distance and angles, shuttering, histograms, zoom, grey scale reversal edge enhancement, noise reduction, indication of gray scale saturation level, latitude reduction. should be able to send DICOM images to DICOM workstation or PACS without loss of information should store images in the local disk for predefined period and can be able to store image on external device such as DVD or USB flash drive or equivalent. The system



11/17/2025






REPUBLIC OF THE PHILIPPINES
PROVINCE OF DAVAO DE ORO
OFFICE OF THE GOVERNOR

BIDS AND AWARDS COMMITTEE

Cel #: 0962-241-8964/0946-470-6261



<p>I. Accessories One (1) pc. lead apron with minimum lead equivalence of 0.25 mm lead one (1) pc. Thyroid shield One (1) pc. Measuring caliper, sliding, double sided scaled in cm, with blunt edges and parallel arm</p> <p>J. Other requirements 3 units (3) unit Air conditioning unit: split-type, 2 hp 1 unit voltage stabilizer 50 KVA compatible UPS instruction manuals with cd/dvd copy</p> <p>Note:</p> <p>1. The supplier shall be able to provide feature adaptive to current technological advancement and innovation relative to X-ray high density resolution imagery, ease of X-ray positioning and patient comfort, energy savings output minimal average elapsed or turn-around time of examination per patient with AI aided diagnostical features that can yield significant and upgradable to current situations of the end-users</p> <p>2. The supplier shall include among its special provisions printing of the official logo/letters on a portion of the equipment which is conspicuous but will not affect function from the bidder;</p> <p>1. Certification that they will submit original copy of operator/user manual English language;</p> <p>2. Certification that they will submit the original copy of service/technical and maintenance manual in English language</p> <p>3. Updated certificate of license to operate (medical equipment)</p> <p>4. Original brochure or manual (from manufacturer) that contains all the technical specifications required by the bidding documents in English language; attached in the bidding documents</p> <p>5. Certification that they will submit the list of engineers or technical personnel (Davao- based) who shall perform preventive maintenance of the product during the warranty period</p> <p>6. Copy of the Distributorship agreement between the manufacturer and the local</p>	<p>should have ready DICOM interface and networking capability with RIS/HIS/PACS.</p> <p>I. Accessories One (1) pc. lead apron with minimum lead equivalence of 0.25 mm lead one (1) pc. Thyroid shield One (1) pc. Measuring caliper, sliding, double sided scaled in cm, with blunt edges and parallel arm</p> <p>J. Other requirements 3 units (3) unit Air conditioning unit: split-type, 2 hp 1 unit voltage stabilizer 50 KVA compatible UPS instruction manuals with cd/dvd copy</p> <p>K. Heavy Duty Automatic Voltage Regulator (AVR) and Uninterrupted Power Supply (UPS)</p> <p>Note:</p> <p>1. The supplier shall be able to provide feature adaptive to current technological advancement and innovation relative to X-ray high density resolution imagery, ease of X-ray positioning and patient comfort, energy savings output minimal average elapsed or turn-around time of examination per patient.</p> <p>2. The supplier shall include among its special provisions printing of the official logo/letters on a portion of the equipment which is conspicuous but will not affect function from the bidder;</p> <p>1. Certification that they will submit original copy of operator/user manual English language;</p> <p>2. Certification that they will submit the original copy of service/technical and maintenance manual in English language</p> <p>3. Updated certificate of license to operate (medical equipment)</p> <p>4. Original brochure or manual (from manufacturer) that contains all the technical specifications required by the bidding documents in English language; attached in the bidding documents</p> <p>5. Certification that they will submit the list of engineers or technical personnel (Davao- based) who shall perform</p>
--	---



11/17/2025



REPUBLIC OF THE PHILIPPINES
PROVINCE OF DAVAO DE ORO
OFFICE OF THE GOVERNOR

BIDS AND AWARDS COMMITTEE

Cel #: 0962-241-8964/0946-470-6261



BAGONG PILIPINAS

distributor (bidder) that is valid for at least 5 years to cover after sales service

7. Copy of Exclusive service center
8. Certification that the bidder will provide the training for at least two (2) end-users and two (2) for the maintenance staff
9. Certification that the bidder will provide a service unit that the end-user can use in case the equipment will be pulled- out for repair or maintenance within the warranty period
10. Certification that the 95% uptime of the product is guaranteed within the warranty period and that any accumulated downtime in excess of 5% shall be added to the warranty period
11. List of completed similar projects/installations with copies of contract of purchase orders attached for verification purposes
12. Certification that the bidder shall be responsible for the notification, transportation, delivery, installations and commissioning at no cost to the government
13. Certification that the Bid offer is in Philippine peso to include taxes and duties transportation to site, delivery, installation, and testing expenses on site(hospital) by the bidder
14. Three (3) year warranty for parts and preventive maintenance services, warranty period starts/commence after the start of operation and acceptance by the end-user/hospital authorized personnel.
15. Certification of free preventive maintenance & visits Quarterly (includes check-up, calibration verification and functionality test & reports); within the warranty period.
16. Location, contact number of the authorized and certified service center of the supplier should have an office in Davao City and Davao-based engineers/technicians

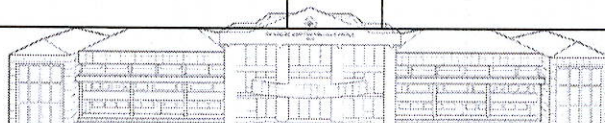
After Sales provision:

1. Conduct preventive maintenance and submit service Quotation or market survey valid for 1 year.

preventive maintenance of the product during the warranty period

6. Copy of the Distributorship agreement between the manufacturer and the local distributor (bidder) that is valid for at least 5 years to cover after sales service
7. Copy of Exclusive service center
8. Certification that the bidder will provide the training for at least two (2) end-users and two (2) for the maintenance staff
9. Certification that the bidder will provide a service unit that the end-user can use in case the equipment will be pulled- out for repair or maintenance within the warranty period
10. Certification that the 95% uptime of the product is guaranteed within the warranty period and that any accumulated downtime in excess of 5% shall be added to the warranty period
11. List of completed similar projects/installations with copies of contract of purchase orders attached for verification purposes
12. Certification that the bidder shall be responsible for the notification, transportation, delivery, installations and commissioning at no cost to the government
13. Certification that the Bid offer is in Philippine peso to include taxes and duties transportation to site, delivery, installation, and testing expenses on site(hospital) by the bidder
14. Three (3) year warranty for parts and preventive maintenance services, warranty period starts/commence after the start of operation and acceptance by the end-user/hospital authorized personnel.
15. Certification of free preventive maintenance & visits Quarterly (includes check-up, calibration verification and functionality test & reports); within the warranty period.
16. Location, contact number of the authorized and certified service center of the supplier should have an office in Davao City and Davao-based engineers/technicians

After Sales provision:



11/17/2025



REPUBLIC OF THE PHILIPPINES
PROVINCE OF DAVAO DE ORO
OFFICE OF THE GOVERNOR

BIDS AND AWARDS COMMITTEE

Cel #: 0962-241-8964/0946-470-6261



<p>2. Submit and comply mandatory documentary requirement for bidding process at the Provincial General Services-Bids and Awards Committee Office from the manufacturer.</p> <p>1. Valid certificate of manufacturer's compliance with ISO 13485;2003 medical devices; Quality Management System-Requirement for regulatory purposes;</p> <p>2. Marketing Authorization, registration approval or free sale certificate of the product issued by the health Authority in the country of origin;</p> <p>3. Certification that the brand and/or model of the product has been in the local market for at least (10) years;</p> <p>4.Certification that the bidders/supplier or technician trained to conduct the corrective and preventive maintenance of the product. The service engineer or technician must be presently employed by the bidder/supplier or authorized by the manufacturer</p> <p>5. Certification that the manufacturer shall guarantee that the delivery of the product and all accessories shall be within the period required by the Bids and Awards Committee (BAC)</p> <p>6. Certification that the equipment is a brand new, unused and not a discontinued model and subjected in the product recall;</p> <p>7. Certification that the manufacturer shall guarantee the spare parts shall be available after the warranty period;8. Certification that the terms and conditions stated in the contract shall be honored by the manufacturer in the event that a change of exclusive distributorship will occur during the duration of the said contract; and</p> <p>9. Certification of training of engineers or technician on the applications/operations. The certificate shall have the following information;</p> <p>a. Name of trainee</p> <p>b.name/brand/model of equipment</p> <p>c. Inclusive dates of training</p> <p>d. Name of the trainer, date and venue</p>	<p>1. Conduct preventive maintenance and submit service Quotation or market survey valid for 1 year.</p> <p>2. Submit and comply mandatory documentary requirement for bidding process at the Provincial General Services-Bids and Awards Committee Office from the manufacturer.</p> <p>1. Valid certificate of manufacturer's compliance with ISO 13485;2003 medical devices; Quality Management System-Requirement for regulatory purposes;</p> <p>2. Marketing Authorization, registration approval or free sale certificate of the product issued by the health Authority in the country of origin;</p> <p>3. Certification that the brand and/or model of the product has been in the local market for at least (10) years;</p> <p>4.Certification that the bidders/supplier or technician trained to conduct the corrective and preventive maintenance of the product. The service engineer or technician must be presently employed by the bidder/supplier or authorized by the manufacturer</p> <p>5. Certification that the manufacturer shall guarantee that the delivery of the product and all accessories shall be within the period required by the Bids and Awards Committee (BAC)</p> <p>6. Certification that the equipment is a brand new, unused and not a discontinued model and subjected in the product recall;</p> <p>7. Certification that the manufacturer shall guarantee the spare parts shall be available after the warranty period;8. Certification that the terms and conditions stated in the contract shall be honored by the manufacturer in the event that a change of exclusive distributorship will occur during the duration of the said contract; and</p> <p>9. Certification of training of engineers or technician on the applications/operations. The certificate shall have the following information;</p> <p>a. Name of trainee</p> <p>b.name/brand/model of equipment</p> <p>c. Inclusive dates of training</p> <p>d. Name of the trainer, date and venue</p>
--	---



11/17/2025

